

TEXAS CONNECTION

Activity #1

The Shape of Things



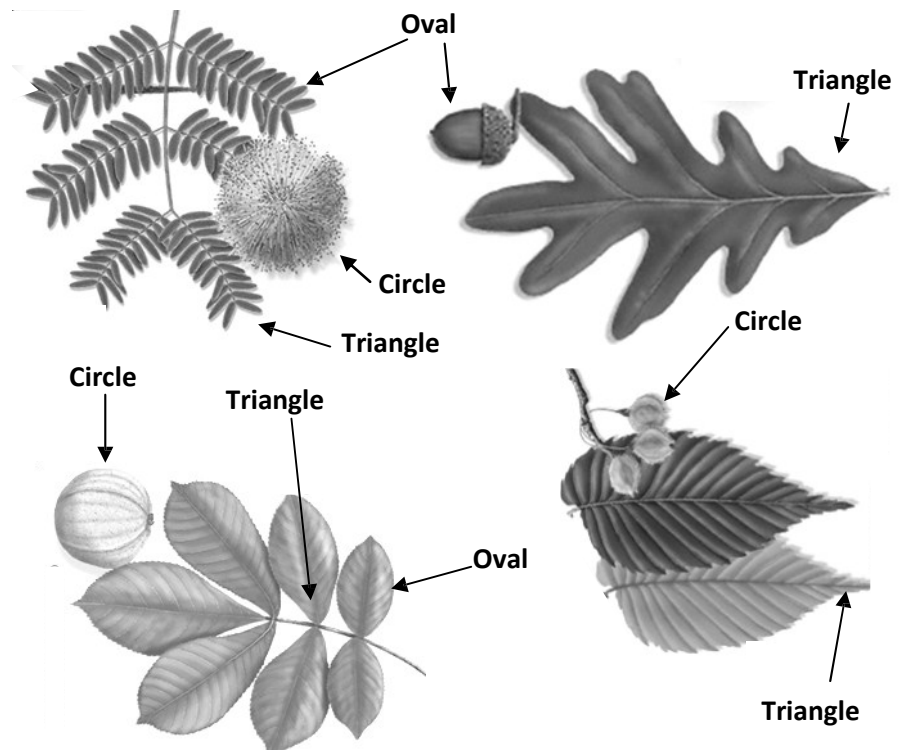
Texas Overview]

Extra Resources

Texas A&M Forest Service
Trees of Texas
<http://texastreeid.tamu.edu>

Geometric shapes are everywhere, especially in nature. Though primarily geared toward kindergarten, the basic observation skills used in this lesson also would benefit other grades

After going outside to identify shapes, students should complete “The Shape of Things Using Texas Trees” student page. This activity helps reinforce the concept of shapes and patterns in nature. Students should find as many shapes as they can in the pictures and then trace over them with pencil or crayon. You can modify this lesson by color-coding the shapes. Assign a different color to each shape and have the students use that particular color when tracing the matching



Illustrations by Robert O'Brien.

Project Learning Tree is sponsored in Texas by




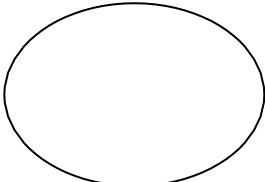
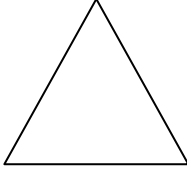
www.plttexas.org

Name _____

Student Page: The Shape of Things Using Texas Trees

Directions: Identify the shape found in the picture, trace the shape and copy the name of the tree in the space.

Shapes


		
Circle	Oval	Triangle



Weesatch



White Oak



Bigbud Hickory



Elm
